

Type List 1-2016

Valid from 01.01.2016



MAGIC LIGHTnd



■ Modern, exclusive design Made with CRYSTALLIZED™ - Swarovski Elements

Wardrobes: Wardrobe height: 222 cm
 Wardrobe depths: 44 cm and 62 cm
 Hinged-door elements available in widths of 50 cm and 100 cm
 Front surface Front 61, 18 mm thick with soft edging and rystal band, 1 row
 ⚠ New doorlength: 220 cm, visible plinth: 2 cm
 Style: D01, exterior and interior doors in same surface colour
 sliding door robes in combination with highgloss white are available
 in a width of 165 cm to 327 cm

A full cornice frame with or without lighting is available at a surcharge

Softclose-doorstop is standard for all hinged and sliding door wardrobes
Made to measure items

Bed systems: Modern bedset, available in mattress width 160 cm, 180 cm, and 200 cm
 and a comfortable bedside height of 45 cm
 The height of the resting area can be adjusted to different levels

Bedside lockers: pending bedside cabinets with one drawer make the bedset complete
 Softclose for drawers is standard

Chests /
occasional furniture: Chest with sliding doors are available 95 cm high,
 48 cm deep and 127 or 169 cm wide
 All drawers are fitted with Quadro technology and self-closing feature
 in conjunction with Softclose.

carcass colours: Exterior side: white matt interior carcass colour: Life Stone

Surfaces: Lacquer:
 The lacquers we use have been tested and comply with the DIN standards
 as well as the stringent provisions of the health ordinance

For constructive reasons and in the context of a technical further development we leave the right up to us to carry out changes in the described model any time.



MÖBEL MIT
KLASSE
AUS
DEUTSCHLAND

Contents

Page

<u>Model characteristics</u>	<u>2</u>
<u>Price-sheet for standard bedrooms</u>	<u>4 - 5</u>
<u>bed, headboard panel, bedside cabinet</u>	<u>6</u>
<u>Cabinets, Chests, Mirrors</u>	<u>7</u>
<u>Wardrobes with hinged doors</u>	<u>8</u>
<u>Add-on units with hinged doors</u>	<u>9</u>
<u>Wardrobes with Sliding doors</u>	<u>10</u>
<u>Surcharge for hinged and sliding door wardrobes</u>	<u>11</u>
<u>Energy efficiency grades</u>	<u>12</u>

An overview of the max. permissible loading weight of each element can be found on our website www.nolteD.com under quality and in our assembly instructions!

Minimum order value 400,- €. Order of a lower value will only be delivered together with following orders.
Thanks for your kind understanding.

carcass colour	surface colour:	Front surface	Style:	Price Group:
White matt	White lacquer with band with crystals in 1row	Front 61	D01	PG 1

KPZ1230 complete arrangements with different wardrobe designs

PG 1

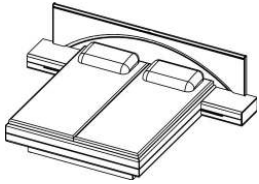
Price bedset

Order Code

EURO

bed B1230 in white matt,
2 pending bedside cabinets NS1230
with one drawer each
and headboard panel PA1230

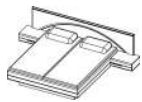
KPZ1230



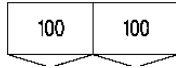
Surcharges:
Cornice frame PT22
in white matt
For details please refer
to page 11

O. Code EURO

price for bedset including wardrobe



4-door-wardrobes, 200 cm

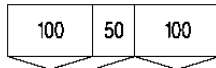


KPZ1230 D200

H222

PT22 200

5-door-wardrobes, 250 cm

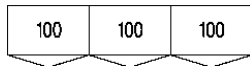


KPZ1230 D250

H222

PT22 250

6-door-wardrobes, 300 cm



KPZ1230 D300

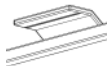
H222

PT22 300

price for bedset
including hinged door robe

For optional accessories, please see following pages

Spotlights
AST 82 / 83
for hinged door wardrobe



Integrated light for headboard
LA1230



carcass colour	surface colour:	Contrast	Style:	Price Group:
White matt	White lacquer	highgloss white with band with crystals in 4 rows at each side	S63	PG 1

KPZ1230 complete arrangements with different wardrobe designs

PG 1

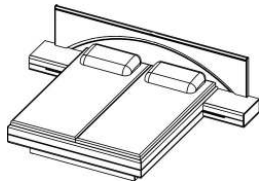
Price bedset

Order Code

EURO

bed B1230 in white matt,
2 pending bedside cabinets NS1230
with one drawer each
and headboard panel PA1230

KPZ1230



Surcharge:
cornice frame PT20
in white matt
For details please refer
to page 11

O. Code EURO

price for bedset including wardrobe



price for bedset
including sliding door robe
Design S63

2-door, 200 cm

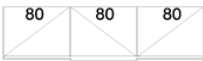


KPZ1230 STS2-200

H222

PT20 200

3 doors, 245 cm



KPZ1230 STS3-245

H222

PT20 245

3 doors, 299 cm

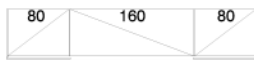


KPZ1230 STS3-300

H222

PT20 300

4 doors, 327 cm



KPZ1230 STS4-320

H222

PT20 320

For optional accessories, please see following pages

Spotlights
AST 92 / 93
for sliding door wardrobe



Integrated light for headboard
LA1230



Handles with integrated light
GRL21 / GRL22 / GRL23
GRL24 / GRL25







Energy efficiency grades please refer to page 12
customizations and accessories, see separate pricelist

Bed frames:	headboard panel - design:	Price Group:
White matt	White matt	PG 1



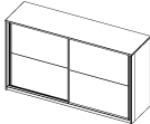
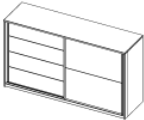
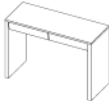


Resting area can be adjusted to different levels
 All beds also available in 190 cm length at the same price. Please state bed length!
 Extended bed length and shortened bed length, see separate pricelist Customizations !

						PG 1
Model description	W:	H:	D:	Order Code	Mattress size	EURO
 <p>compact bed Bedside height: 45 cm Footboard height: 45 cm</p>	207 187 167	45 45 45	207 /197 207 /197 207 /197	B1230 B1230 B1230	200x200 /190 180x200 /190 160x200 /190	
 <p>headboard panel with 2-row crystal band</p> <p>total height including bed B1230 = 99 cm total depth including bed B1230 = 210/200 cm</p>	275 255 235	56 56 56	5 5 5	PA1230 PA1230 PA1230	200x200 180x200 160x200	
 <p>Integrated light for headboard rotation between single- and multicoloured light, switchable by radio switch set</p>				LA1230		
 <p>pending bedside cabinet in white matt with one drawer (height 35 cm)</p>	56 56	43 43	42 42	NS1230 /R NS1230 /L		
<p>Extended bed length 210 / 220 cm Shortened bed length (state size!)</p>				BSÜ BSK		

customizations and accessories, see separate pricelist

carcass colour	surface colour:	Price Group:
White matt	White lacquer	PG 1

All drawers feature standard Quadro ball bearing runners, self-closure and SoftClose version.

Type	Model description	W:	H:	D:	Order Code	PG 1	EURO
	Chest with sliding doors top panels in white coloured glass, band with crystals in one row between the panels	169	95	48	K 52		
	chest with a sliding door on the right, top panel with white coloured glass insert, band with crystals in one row between the panels, and 4 drawers on the left	127	95	48	K 54		
	Dressing table with 2 drawers	107	74	44	FSP 50		
	Mirror for dressing table with shelf crystal band in 1 row	105	55	12	SP 50		
	Wall-mounted shelf with 2 chrome coloured wall brackets	48	3	20	WBO50		
	Wall-mounted shelf with 2 chrome coloured wall brackets	99	3	20	WBO100		

2 interior shelves and 1 clothes rail and SoftClose doorstop, (44cm deep units without rail)

carcass colour	surface colour:	Front surface	Style:	Price Group:
White matt	White lacquer with band with crystals in 1row	Front 61	D01	PG 1

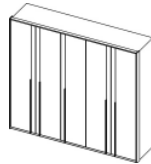
Handle design

■ G 182 chrome coloured
(per door one handle)



Style:

D01



Height: 222 cm
Wardrobe height including cornice frame = height + 3 cm
Wardrobe width including cornice frame = width + 3 cm

Depth 62 cm and 44 cm at same price! Please indicate depth!

Surcharges:
Cornice frame PT22
in white matt
For details please refer
to page 11

Width Layout 150 - 300 cm		Order Code		PG 1	O. Code	EURO
				EURO		
151 cm		D 150	H222		PT22 150	
200 cm		D 200	H222		PT22 200	
250 cm		D 250	H222		PT22 250	
300 cm		D 300	H222		PT22 300	

For supplements of hinged-door elements, please see page 9
For surcharges, please see page 11
customizations and accessories, see separate pricelist

Add-on units with hinged doors

MAGIC LIGHT

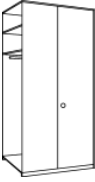


Each element has 2 shelves and 1 clothes rail, incl. mid- or endpanels and softclose-doorstop,(44 cm deep units without rail)

carcass colour	surface colour:	Front surface	Price Group:
White matt	White lacquer with band with crystals in 1row	Front 61	PG 1

The elements can be used individually or as part of customised wardrobes.
Plan your wardrobe design from the left to the right,the mid- and end panels will be added automatically.

Height:: 222 cm

Depth 62 cm and 44 cm at same price! Please indicate depth!

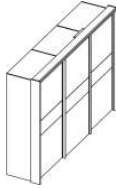
Type	Width	Model description	Order Code		PG 1
					EURO
	 50	single-door (please indicate left or right hinged door)	DE 50	H222	
	 100	double-door	DE 100	H222	

For surcharges, please see page 11
customizations and accessories, see separate pricelist

Each element including 2 shelves, 1 clothes rail and softclose-doorstop

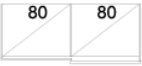

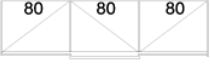


carcass colour	surface colour:	Contrast	Style:	Price Group:
White matt	White lacquer	highgloss white with band with crystals in 4 rows at each side	S63	PG 1

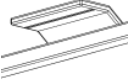

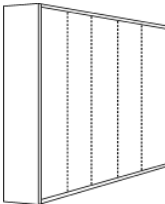





Style: Design S63 (rounded handle) chrome coloured



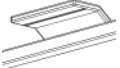
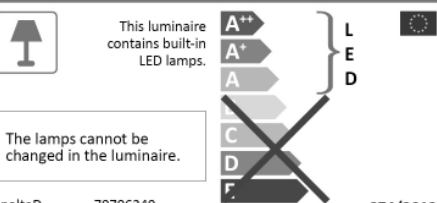
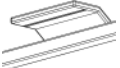
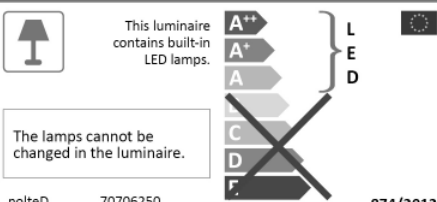

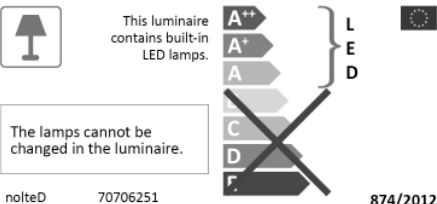

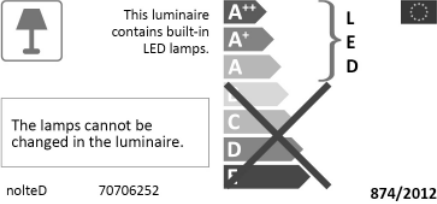

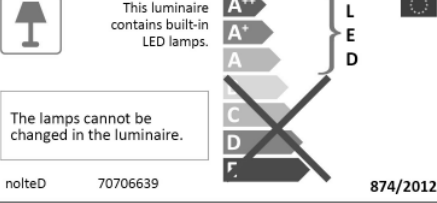

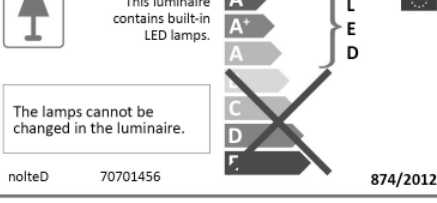
Height: 222 cm
 Depth: 72 cm
 Wardrobe height including cornice frame = height + 5 cm
 Wardrobe width including cornice frame = width + 8 cm

Surcharge:
 cornice frame PT20
 in white matt

Width	Layout 165 - 300 cm	Order Code		PG 1	O. Code	EURO
164 cm	double-door 	STS2-165	H222		PT20 165	
200 cm	double-door 	STS2-200	H222		PT20 200	
245 cm	3 doors 	STS3-245	H222		PT20 245	
299 cm	3 doors 	STS3-300	H222		PT20 300	
327 cm	4 doors 	STS4-320	H222		PT20 320	

Type		Order Code	EURO
Spotlights with LED-light, for hinged door robes and sliding door robes, swichtable by radio remote controle			
	Surface mounted spotlights incl. Transformer Design: chrome coloured Power per emitter: 0,5 W H: 7 cm W: 12 cm	2 pieces 3 pieces	AST 82 AST 83
	Surface mounted spotlights incl. Transformer Design: chrome coloured Power per emitter: 1,4 W H: 7 cm W: 32 cm	2 pieces 3 pieces	AST 92 AST 93
Cornice frame in carcass colour			
	1 set lateral cornice pieces in white matt width of wardrobe incl. cornice frame + 3 cm		PTS 22
	top cornice in white matt wardrobe height incl. cornice frame + 3 cm price per door infill-panels longer than 300 cm will be cut in the middle		PTKS
Lightening for handles of sliding door robes			
	handle with integrated light in the center, for a sliding door robe with 2 doors Rated power of the lightening per handle 2,6 W		GRL21
	handle with integrated light in the center for the center door of a 3-door robe Rated power of the lightening per handle 2,6 W		GRL22
	handle with integrated light in the center, for a sliding door robe with 3 doors Rated power of the lightening per handle 2,6 W		GRL23
	handle with integrated light in the center for the center doors of a 4-door robe Rated power of the lightening per handle 2,6 W		GRL24
	handle with integrated light in the center, for a sliding door robe with 4 doors Rated power of the lightening per handle 2,6 W		GRL25

Energy efficiency grades

Type	article description
	<p>Spotlights AST 82 Design: chrome coloured</p> <div data-bbox="710 235 1173 459">  <p>This luminaire contains built-in LED lamps.</p> <p>The lamps cannot be changed in the luminaire.</p> <p>nolteD 70706249 874/2012</p> </div>
	<p>Spotlights AST 83 Design: chrome coloured</p> <div data-bbox="710 504 1173 728">  <p>This luminaire contains built-in LED lamps.</p> <p>The lamps cannot be changed in the luminaire.</p> <p>nolteD 70706250 874/2012</p> </div>
	<p>Spotlights AST 92 Design: chrome coloured</p> <div data-bbox="710 772 1173 996">  <p>This luminaire contains built-in LED lamps.</p> <p>The lamps cannot be changed in the luminaire.</p> <p>nolteD 70706251 874/2012</p> </div>
	<p>Spotlights AST 93 Design: chrome coloured</p> <div data-bbox="710 1041 1173 1265">  <p>This luminaire contains built-in LED lamps.</p> <p>The lamps cannot be changed in the luminaire.</p> <p>nolteD 70706252 874/2012</p> </div>
	<p>Integrated light for headboard LA1230</p> <div data-bbox="710 1310 1173 1534">  <p>This luminaire contains built-in LED lamps.</p> <p>The lamps cannot be changed in the luminaire.</p> <p>nolteD 70706639 874/2012</p> </div>
	<p>handle with integrated light in the center GRL21 - GRL25</p> <div data-bbox="710 1579 1173 1803">  <p>This luminaire contains built-in LED lamps.</p> <p>The lamps cannot be changed in the luminaire.</p> <p>nolteD 70701456 874/2012</p> </div>

Nolte-Möbel GmbH & Co. KG
Westenholzer Straße 61
D-33129 Delbrück
Tel. +49 5250 989-0
Fax +49 5250 989-199
info@nolteD.com
www.nolteD.com

