

Type List 1-2016

Valid from 01.01.2016



LA VIDA

 nolte®
DELBRÜCK

■ Pure elegance and transparent shapes

Wardrobes: Carcass colour heartwood beech, light walnut and rough sawn oak foil
 Front surface colour in heartwood beech reproduction, light walnut reproduction, rough sawn oak reproduction, white or cream lacquer
 Front surface Front 1, 18mm thick with soft edging
 Style: { D01, exterior and interior doors in same surface colour
 { D02, exterior and interior doors in different surface colours
 Wardrobe height: 222 cm
 Wardrobe depths: 44 cm and 62 cm
 Hinged-door elements available in widths of 50 cm and 100 cm
 Sliding door wardrobes in different designs, are available in a width of 200 cm up to 300 cm
 A full cornice frame with or without lighting is available at a surcharge
 Softclose-doorstop is standard for all hinged and sliding door wardrobes
 Exterior drawers for hinged door wardrobes in front-design are featured with Quadro ball bearing runners, self- and softclosing system
 Made to measure items

Bed systems: Modern beds in the widths 160 cm, 180 cm and 200 cm
 Headboard available in heartwood beech, light walnut and rough oak sawn reproduction, as well as in combination with white or cream lacquer
 Integrated, indirect illumination is available at a surcharge
 The height of the resting area can be adjusted to differend levels

Bedside lockers: Bedside cabinets with 2 drawers and a width of approx. 64 cm complement your bed system
 Softclose for drawers is standard

Chests / occasional furniture: Chests with door or drawers are available in a height of 88 cm and an width of 107 cm and 163 cm
 All drawers are fitted with Quadro technology and self-closing feature in conjunction with Softclose.

Surfaces: Reproduction:
 The insert conveys a special touch and natural appearance
 easy-to-clean DURON finish foils
 This material is virtually non-fading and harmless to your health (DIN 54004)
 Lacquer:
 The lacquers we use have been tested and comply with the DIN standards as well as the stringent provisions of the health ordinance

carcass colours: Exterior: Heartwood beech reproduction interior carcass colour: Life Stone
 Exterior side: light walnut reproduction interior carcass colour: Life Stone
 Exterior: rough sawn oak reproduction interior carcass colour: Life Stone

For constructive reasons and in the context of a technical further development we leave the right up to us to carry out changes in the described model any time.



Contents


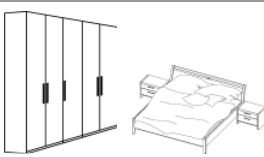
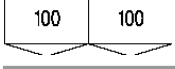
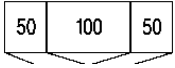
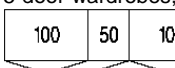
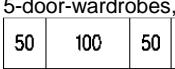
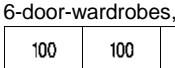
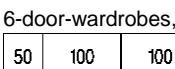
Page




<u>Model characteristics</u>	<u>2</u>
<u>Price-sheet for standard bedrooms</u>	<u>4 - 5</u>
<u>Bed, bedside table</u>	<u>6</u>
<u>Cabinets, Chests, Mirrors</u>	<u>7</u>
<u>Wardrobes with hinged doors</u>	<u>8</u>
<u>Add-on units with hinged doors</u>	<u>9</u>
<u>Wardrobes with Sliding doors</u>	<u>10</u>
<u>Surcharge for hinged and sliding door wardrobes</u>	<u>11</u>
<u>Energy efficiency grades</u>	<u>12</u>

An overview of the max. permissible loading weight of each element can be found on our website www.nolteD.com under quality and in our assembly instructions!

Minimum order value 400,- €. Order of a lower value will only be delivered together with following orders.
Thanks for your kind understanding.


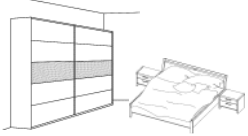

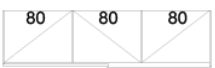
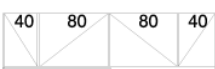
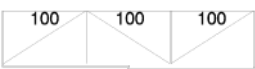

carcass colour	surface colour:		Style:	Price Group:
	Exterior doors:	Interior doors:		
Heartwood beech reproduction	Heartwood beech reproduction	Heartwood beech reproduction	D01	PG 1
Light walnut reproduction	Light walnut reproduction	Light walnut reproduction		
Rough sawn oak reproduction	Rough sawn oak reproduction	Rough sawn oak reproduction		
Heartwood beech reproduction	Heartwood beech reproduction Light walnut reproduction Rough sawn oak reproduction	White lacquer	D02	PG 2
Light walnut reproduction	Heartwood beech reproduction Light walnut reproduction Rough sawn oak reproduction	Cream lacquer		
Rough sawn oak reproduction				
Heartwood beech reproduction	White lacquer	White lacquer	D01	PG 3
Light walnut reproduction				
Rough sawn oak reproduction	Cream lacquer	Cream lacquer		

KPZ70 complete arrangements with different wardrobe designs		PG 1	PG 2	PG 3	Surcharges: Cornice PT3 and PTB11, with integrated lighting, in carcass finish For details please refer to page 11
Price bedset	Order Code	EURO	EURO	EURO	
Double bed FB70 in reproduction with front-lined head plate in reproduction (PG1) white lacquer or cream lacquer (PG2, PG3), and 2 bedside cabinets NS 70 or NS71 	KPZ70				
price for bedset including wardrobe					
 price for bedset including hinged door robe	4-door-wardrobes, 200 cm 	KPZ70 D200	H222		PT3 200 PTB11 200
	4-door-wardrobes, 200 cm 	KPZ70 D201	H222		PT3 200 PTB11 200
	5-door-wardrobes, 250 cm 	KPZ70 D250	H222		PT3 250 PTB11 250
	5-door-wardrobes, 250 cm 	KPZ70 D251	H222		PT3 250 PTB11 250
	6-door-wardrobes, 300 cm 	KPZ70 D300	H222		PT3 300 PTB11 300
	6-door-wardrobes, 300 cm 	KPZ70 D301	H222		PT3 300 PTB11 300

For optional accessories, please see following pages			
Mirror SP 	Hinged-door drawer DSK2 	Spotlights AST 62 / 63 	Integrated headboard lighting LA 16 / LA 161

Energy efficiency grades please refer to page 12
 customizations and accessories, see separate pricelist

carcass colour	surface colour:	Style:	Price Group:
Heartwood beech reproduction Light walnut reproduction Rough sawn oak reproduction	Combination: Reproduction/white lacquer Combination: Reproduction/cream lacquer	S72	PG 1
Heartwood beech reproduction Light walnut reproduction Rough sawn oak reproduction	Combination: Reproduction/white lacquer Combination: Reproduction/cream lacquer	S72	PG 2

KPZ70 complete arrangements with different wardrobe designs		PG 1	PG 2				
Price bedset	Order Code	EURO	EURO				
Double bed FB70 in reproduction with front-lined head plate in reproduction (PG1) white lacquer or cream lacquer (PG2) , and 2 bedside cabinets NS 70 or NS71 	KPZ70						
		Surcharges: Cornice frame PT10 andPTB10, with integrated lighting, in carcass colour For details please refer to page 11					
price for bedset including wardrobe							
 price for bedset including sliding door robe Design S72	2-door, 200 cm 	KPZ70 STS200	H222			PT10 200 PTB10 200	
	2-door-wardrobes, 245 cm 	KPZ70 STS245	H222			PT10 245 PTB10 245	
	2-door-wardrobes, 245 cm 	KPZ70 STS246	H222			PT10 245 PTB10 245	
	2-door-wardrobes, 300 cm 	KPZ70 STS300	H222			PT10 300 PTB10 300	
	2-door-wardrobes, 300 cm 	KPZ70 STS301	H222			PT10 300 PTB10 300	

For optional accessories, please see following pages

Spotlights
AST 62 / 63



Mirror
SPS



Integrated headboard lighting
LA 16 / LA 161

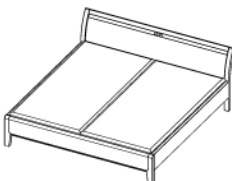
Energy efficiency grades please refer to page 12
customizations and accessories, see separate pricelist

Bed frames:	Front-lined head plate:	Price Group:
Heartwood beech reproduction	Heartwood beech reproduction	PG 1
Light walnut reproduction	Light walnut reproduction	
Rough sawn oak reproduction	Rough sawn oak reproduction	
Heartwood beech reproduction Light walnut reproduction Rough sawn oak reproduction	White lacquer Cream lacquer	PG 2








Resting area can be adjusted to different levels.
An bed is also available in 190 cm length at the same price.
Please state bed length!

Extended bed length and shortened bed length, see separate pricelist Customizations !

Model description	W:	H:	D:	Order Code	Mattress size	PG 1	PG 2
						EURO	EURO
 <p>bed on legs with headboard panel Bedside height: 43 cm Footboard height: 43 cm</p>	209	86	222/212	FB 70	200x200/190		
	189	86	222/212	FB 70	180x200/190		
	169	86	222/212	FB 70	160x200/190		
	149	86	222/212	FB 70	140x200/190		
	129	86	222/212	FB 70	120x200/190		
Integrated headboard lighting switchable by radio switch set only available for beds with a mattress size of 200, 180 and 160 !				LA 16			
Integrated headboard lighting manually switchable only available for beds with a mattress size of 200, 180 and 160 !				LA 161			
Extended bed length 210 / 220 cm Shortened bed length (state size!)				BSÜ BSK			

carcass colour	surface colour:	Price Group:
Heartwood beech reproduction	Heartwood beech reproduction	PG 1
Light walnut reproduction	Light walnut reproduction	
Rough sawn oak reproduction	Rough sawn oak reproduction	
Heartwood beech reproduction Light walnut reproduction Rough sawn oak reproduction	White lacquer Cream lacquer	PG 2

All drawers feature standard Quadro ball bearing runners, self-closure and SoftClose version.

All drawers feature standard Quadro ball bearing runners, self-closure and SoftClose version.						PG 1	PG 2
Type	Model description	W:	H:	D:	Order Code	EURO	EURO
	Bedside cabinet with 2 drawers	64	45	42	NS 70		
	Bedside cabinet with 2 drawers	48	45	42	NS 71		
	Chest with 4 drawers	107	88	42	K 73		
	Combi chest with 2 doors and 4 drawers (2 shelves per door) doors in reproduction	163	88	42	K 79		
	Wall mirror in carcass colour (can be hung up also horizontal)	57	99	3	SP 32		

Wardrobes with hinged doors

2 interior shelves and 1 clothes rail and SoftClose doorstop, (44cm deep units without rail)

carcass colour	surface colour:		Style:	Price Group:
	Exterior doors:	Interior doors:		
Heartwood beech reproduction	Heartwood beech reproduction	Heartwood beech reproduction	D01	PG 1
Light walnut reproduction	Light walnut reproduction	Light walnut reproduction		
Rough sawn oak reproduction	Rough sawn oak reproduction	Rough sawn oak reproduction		
Heartwood beech reproduction	Heartwood beech reproduction Light walnut reproduction Rough sawn oak reproduction	White lacquer	D02	PG 2
Light walnut reproduction	Heartwood beech reproduction Light walnut reproduction Rough sawn oak reproduction	Cream lacquer		
Rough sawn oak reproduction	Heartwood beech reproduction Light walnut reproduction Rough sawn oak reproduction	Cream lacquer		
Heartwood beech reproduction	White lacquer	White lacquer	D01	PG 3
Light walnut reproduction	Cream lacquer	Cream lacquer		
Rough sawn oak reproduction				

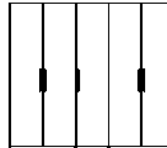
Handle design

■ G 92 chrome coloured

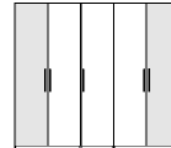


Styles:

D01



D02



Height: 222 cm
 height of wardrobe incl. corniceframe PT3=height + 5cm
 height of wardrobe incl. corniceframe PTB11 = height + 6 cm
 Wardrobe width including cornice frame = width + 7 cm

Surcharges:
 Cornice PT3
 and PTB11,
 with integrated
 lighting,
 in carcass finish
 For details please refer
 to page 11

Depth 62 cm and 44 cm at same price! Please indicate depth!

Width Layout 150 - 300 cm	Order Code	H222	PG 1	PG 2	PG 3	O. Code	EURO
			EURO	EURO	EURO		
151 cm	D 150	H222				PT3 150 PTB11 150	
151 cm	D 151	H222				PT3 150 PTB11 150	
200 cm	D 200	H222				PT3 200 PTB11 200	
200 cm	D 201	H222				PT3 200 PTB11 200	
250 cm	D 250	H222				PT3 250 PTB11 250	
250 cm	D 251	H222				PT3 250 PTB11 250	
300 cm	D 300	H222				PT3 300 PTB11 300	
300 cm	D 301	H222				PT3 300 PTB11 300	

Energy efficiency grades please refer to page 12
 For supplements of hinged-door elements, please see page 9
 For surcharges, please see page 11
 customizations and accessories, see separate pricelist

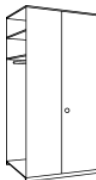


Add-on units with hinged doors

Each element has 2 shelves and 1 clothes rail, incl. mid- or endpanels and softclose-doorstop,(44 cm deep units without rail)

carcass colour	surface colour:	Front surface	Price Group:
Heartwood beech reproduction	Heartwood beech reproduction	Front 1	PG 1
Light walnut reproduction	Light walnut reproduction		
Rough sawn oak reproduction	Rough sawn oak reproduction		
Heartwood beech reproduction Light walnut reproduction Rough sawn oak reproduction	White lacquer Cream lacquer	Front 1	PG 2

The elements can be used individually or as part of customised wardrobes.
Plan your wardrobe design from the left to the right,the mid- and end panels will be added automatically.

Depth 62 cm and 44 cm at same price! Please indicate depth!

Type	Width	Model description	Order Code		PG 1	PG 2
					EURO	EURO
	 50	single-door (please indicate left or right hinged door)	DE 50	H222		
	 100	double-door	DE 100	H222		

For surcharges, please see page 11
customizations and accessories, see separate pricelist

Wardrobes with Sliding doors

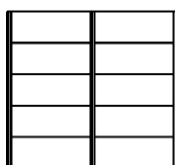
Each element including 2 shelves, 1 clothes rail and softclose-doorstop

carcass colour	surface colour:	Style:	Price Group:
Heartwood beech reproduction	Heartwood beech reproduction	S71	PG 1
Light walnut reproduction	Light walnut reproduction		
Rough sawn oak reproduction	Rough sawn oak reproduction		
Heartwood beech reproduction Light walnut reproduction Rough sawn oak reproduction	Combination: Reproduction/white lacquer Combination: Reproduction/cream lacquer	S72 / S73 / S74 S75 / S76	PG 2 / PG 3 / PG 4
Heartwood beech reproduction Light walnut reproduction Rough sawn oak reproduction	White lacquer Cream lacquer	S71	PG 5

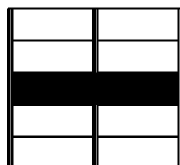
Please state design with your order !

Description of the diagram  View in reproduction
 View in lacquer


Design S71
PG 1 / PG 5



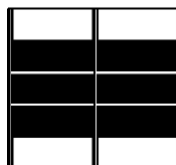
Design S72
PG 2




Design S73
PG 3



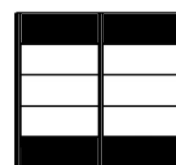
Design S74
PG 4



Design S75
PG 4

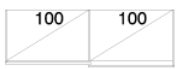
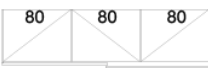
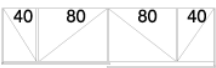




Design S76
PG 3








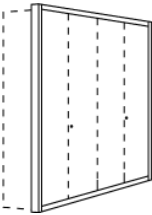




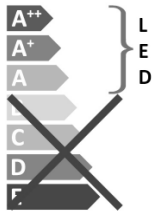

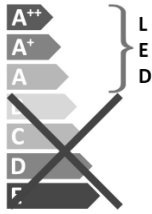
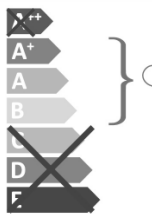
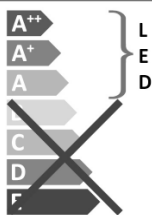
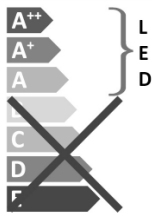
Height: 222 cm
Depth: 72 cm
Interior wardrobe depth: 62 cm
Wardrobe height including cornice frame = height + 5 cm
Wardrobe width including cornice frame PT 10= width + 12 cm

Surcharges:
Cornice frame PT10
and PTB10,
with integrated
lighting,
in carcass colour
For details please refer
to page 11

Width	Layout	Order Code	Price Group					O. Code	EURO
			PG 1	PG 2	PG 3	PG 4	PG 5		
200 cm		STS 200 H222						PT10 200 PTB10 200	
245 cm		STS 245 H222						PT10 245 PTB10 245	
245 cm		STS 246 H222						PT10 245 PTB10 245	
300 cm		STS 300 H222						PT10 300 PTB10 300	
300 cm		STS 301 H222						PT10 300 PTB10 300	

Energy efficiency grades please refer to page 12
For surcharges, please see page 11
customizations and accessories, see separate pricelist

Type	Order Code	EURO
Hinged-door drawers (for hinged doors only) (Hinged door drawers are available in carcass colour)		
	With Quadro ball bearing runners interior dimensions: depth: 50 cm, height: 13 cm 2 drawers per element	 DSK2 50
		 DSK2 100
		 DSK2 150
		 DSK2 200
Mirror		
 	Surcharge for Parsol mirror door (please specify left or right hand hinged)	SP 50 L/R
	surcharge for mirrored door with parsol-glass for DSK2 (please state left or right hinged)	SP 50 K2 L/R
	Surcharge: Set of Parsol mirror for sliding door wardrobes, suitable for left and right hand door (2 pieces) Please indicate number and position of elements with mirror !	SPS
Cornice frame in carcass colour		
	Left and right end piece of cornice frame Wardrobe width with cornice frame + 7 cm	PTS 3
	Top and bottom part of cornice frame wardrobe height with cornice frame + 5 cm price per door (not available with integrated headboard lighting) infill-panels longer than 300 cm will be cut in the middle	PTKS
Spotlights with LED-light, switchable by remote control		
	Spotlights with transformer Design: silver finish Power per emitter: H: 4 cm W: 31 cm	2 pieces AST 62 3 pieces AST 63

Type	article description
	<p>Spotlights AST 62 Design: silver finish</p> <div data-bbox="678 228 1173 465">  <p>This luminaire contains built-in LED lamps.</p> <p>The lamps cannot be changed in the luminaire.</p> <p>nolteD 70706162 874/2012</p> </div>
	<p>Spotlights AST 63 Design: silver finish</p> <div data-bbox="678 510 1173 748">  <p>This luminaire contains built-in LED lamps.</p> <p>The lamps cannot be changed in the luminaire.</p> <p>nolteD 70706163 874/2012</p> </div>
	<p>Integrated headboard lighting LA 16 / LA 161</p> <div data-bbox="678 792 1173 1030">  <p>This luminaire is compatible with bulbs of the energy classes:</p> <p>The luminaire is sold with a bulb of the energy class: A</p> <p>nolteD 70706165 874/2012</p> </div>
	<p>Cornice frame with integrated lighting PTB10</p> <div data-bbox="678 1075 1173 1312">  <p>This luminaire contains built-in LED lamps.</p> <p>The lamps cannot be changed in the luminaire.</p> <p>nolteD 70706245 874/2012</p> </div>
	<p>Cornice frame with integrated lighting PTB11</p> <div data-bbox="678 1357 1173 1594">  <p>This luminaire contains built-in LED lamps.</p> <p>The lamps cannot be changed in the luminaire.</p> <p>nolteD 70706265 874/2012</p> </div>

Nolte-Möbel GmbH & Co. KG
Westenholzer Straße 61
D-33129 Delbrück
Tel. +49 5250 989-0
Fax +49 5250 989-199
info@nolteD.com
www.nolteD.com

